




Investigating the Role of the Generation Gap in the Emergence of Emerging Social Harms among Female Beneficiaries under Support in Semnan County




Jamshid. Heydarian¹, Mansour. Sharifi^{2*}, Yaqoub. Sharbatian³

¹ PhD Student, Department of Sociology, Garmsar Branch, Islamic Azad University, Garmsar, Iran

² Associate Professor, Department of Sociology, Garmsar Branch, Islamic Azad University, Garmsar, Iran

³ Assistant Professor, Department of Sociology, Garmsar Branch, Islamic Azad University, Garmsar, Iran

* Corresponding author email address: Sharifim@ut.ac.ir

E d i t o r	R e v i e w e r s
Monika Szczygiel  Department of Psychology, Jagiellonian University, Krakow, Poland monika.szczygiel@uj.edu.pl	Reviewer 1: Mohammad Hassan Ghanifar  Assistant Professor, Department of Psychology, Birjand Branch, Islamic Azad University, Birjand, Iran. Email: ghanifar@iaubir.ac.ir Reviewer 2: Abotaleb Saadati Shamir  Assistant Professor, Department of Educational Sciences, University of Science and Research, Tehran, Iran. Email: psychology@iau.ac.ir

1. Round 1

1.1. Reviewer 1

Reviewer:

The abstract presents findings but lacks specific statistics (e.g., correlation coefficients, significance values). Including one or two numerical indicators (e.g., $r = -0.68$, $p < 0.01$) would increase the scientific rigor of this section.

The claim: "Social deviations are among the most complex and challenging issues in societies today" is too general and should be backed by recent global or national data. Add a citation or clarify scope (e.g., "in transitional societies" or "in Iran").

The works by Afrough (1389) and Sarami (1394) both discuss the role of modernity and technology. Instead of presenting them separately, synthesize their findings to create a more cohesive argument.

Although Durkheim, Mannheim, and Parsons are mentioned, their theories are only conceptually presented. It is necessary to more clearly connect each theory to the variables in this study (e.g., explain how Mannheim's theory predicts increased risk of prostitution due to value shifts).

Tables are only labeled as “Table X” with no descriptive title. Change to APA style, e.g., “Table 3: Pearson Correlation Between Isolation and Prostitution” for improved clarity.

The terms “prostitution” and “sex work” are used interchangeably and without clarification. For academic accuracy and sensitivity, define these terms in the methodology and use consistently throughout the text.

The recommendations lack linkage with existing social programs in Iran (e.g., Imam Khomeini Relief Foundation initiatives). Integrate the findings into the broader institutional context for better relevance.

Authors revised the manuscript and uploaded the document.

1.2. Reviewer 2

Reviewer:

The reference to Darreshti et al. (2021) appears too early and abruptly within the first paragraph. Consider repositioning it within a separate sentence focused solely on defining deviance or citing empirical evidence.

The literature review blends sociological, psychological, and international studies without thematic distinction. Consider structuring it into subsections: e.g., (a) Generational gap and family cohesion; (b) Isolation and depression; (c) Prostitution and economic hardship).

Consider referencing contemporary theories on risk society (e.g., Ulrich Beck), identity crisis, or postmodern fragmentation to better align with your discussion of modern technology and value transitions.

The timeline “Spring to Fall 2021” is too vague. Specify exact months and indicate whether data were collected continuously or in phases. This helps replicate the study and verify environmental influences.

The paper mentions using Pearson correlation and regression, but omits any mention of assumption testing (e.g., normality, linearity, homoscedasticity). Add a sentence noting whether these assumptions were checked and met.

In the narrative, the correlation between generational gap and prostitution is stated as 0.940, which is implausibly high. However, Table 4 shows 0.094, a more realistic figure. Correct the discrepancy to avoid confusion or misinterpretation.

In some cases (e.g., Table 3), p-values are reported and interpreted, while in others (e.g., Table 5), interpretation is missing or inconsistent. Ensure uniform interpretation of p-values and correlation coefficients across all results.

Authors revised the manuscript and uploaded the document.

2. Revised

Editor’s decision: Accepted.

Editor in Chief’s decision: Accepted.