




# Validation of a Questionnaire Measuring the Psychological Risks and Harms Faced by Working Children Based on the Multidimensional Item Response Model




Sedigheh. Gozall<sup>1</sup>, Enayatollah. Zamanpour<sup>2\*</sup>, Shiva. Dolatabadi<sup>3</sup>

<sup>1</sup> Department of Psychology, Faculty of Humanities, Saveh Branch, Islamic Azad University, Saveh, Iran

<sup>2</sup> Department of Measurement and Evaluation (Psychometrics), Faculty of Humanities, Allameh Tabataba'i University, Tehran, Iran

<sup>3</sup> Department of Psychology, Faculty of Humanities, Allameh Tabataba'i University, Tehran, Iran

\* Corresponding author email address: Enayat\_zamanpour@yahoo.com

E d i t o r			R e v i e w e r s
Eduin ALEXANDER Prada Rodriguez  Department of Psychology, Universidad de Investigación y Desarrollo (UDI), Bucaramanga, Santander, Colombia eprada1@udi.edu.co			<b>Reviewer 1:</b> Mohammad Salehi  Associate Professor, Department of Educational Management, Sari Branch, Islamic Azad University, Sari, Iran. Email: drsalehi@iausari.ac.ir
			<b>Reviewer 2:</b> Abotaleb Saadati Shamir  Assistant Professor, Department of Educational Sciences, University of Science and Research, Tehran, Iran. Email: psychology@iau.ac.ir

## 1. Round 1

### 1.1. Reviewer 1

Reviewer:

The discussion on child labor statistics cites UNICEF and ILO figures but lacks references to recent or region-specific data. Consider including more up-to-date statistics or a detailed analysis specific to the study region to make this section stronger.

The study claims to have used a "census" approach when sampling the literature. However, it would be helpful to clarify whether there was any bias in selecting the articles or to outline inclusion and exclusion criteria for transparency.

The statistical comparison between models could benefit from a clearer explanation. Include a rationale for selecting the two-parameter model, focusing on why this model best fits the data.

While factor loadings are presented, there is no discussion on how these loadings were interpreted. Add an interpretation of what each loading signifies and whether these values are considered strong or weak in the context of IRT.

The connection between the agreeableness personality type and behavioral regulation could use more explanation. Provide examples or cite studies showing how these traits interact.

Authors revised and uploaded the document.

## 1.2. Reviewer 2

Reviewer:

The sentence "The complexity of child labor makes it challenging to distinguish between harmful and non-harmful work" could be expanded. Explain what metrics or criteria are used to make this distinction, as it would provide more clarity to the reader.

The description of the network modeling method needs more detail. Explain how network indices (betweenness, strength, and closeness) were calculated and why these specific indices were chosen.

The description of the questionnaire construction is very detailed but does not mention whether any pilot testing was conducted to refine the items. If pilot testing was done, include a summary; if not, explain why.

The explanation of the 43 variables identified lacks information on how redundancy between variables was managed. Discuss any methods used to ensure that these variables were distinct and not overlapping.

The discussion of resilience factors is well-developed but would benefit from more theoretical context. Cite relevant theories on child development and resilience to strengthen your argument.

You mention that "child labor alone is not necessarily a factor of harm or risk for children." This statement is significant but could be misunderstood. Clarify under what conditions child labor could be beneficial or neutral.

Authors revised and uploaded the document.

## 2. Revised

Editor's decision after revisions: Accepted.

Editor in Chief's decision: Accepted.