




## Prioritizing Emotional Climate Factors in Families with Adolescent Anxiety

Kittipong. Chaayasit<sup>1</sup>, Zainab. Al-Obaidi<sup>2\*</sup>, Johanna. Meier<sup>3</sup>


<sup>1</sup> Department of Educational Psychology, Chulalongkorn University, Bangkok, Thailand

<sup>2</sup> Department of Psychology, University of Baghdad, Baghdad, Iraq



<sup>3</sup> Department of Clinical Psychology, University of Heidelberg, Heidelberg, Germany

\* Corresponding author email address: zainab.alobaidi@uobaghdad.edu.iq

### Editor

Monika Szczygieł  
Department of Psychology,  
Jagiellonian University, Krakow,  
Poland  
monika.szczygiel@uj.edu.pl

### Reviewers

**Reviewer 1:** Mohsen Kachooei  
Assistant Professor of Health Psychology, Department of Psychology, Humanities  
Faculty, University of Science and Culture, Tehran, Iran. kachooei.m@usc.ac.ir  
**Reviewer 2:** Nadereh Saadati  
Department of Couple and Family therapy, Alliant International University,  
California, United States of America. mdaneshpour@alliant.edu

### 1. Round 1

#### 1.1. Reviewer 1

Reviewer:

In the paragraph beginning “At the core of financial distress lies the intersection between macroeconomic forces and household-level adaptation...”, the authors reference both stress process theory and the family stress model but do not explicitly differentiate how these frameworks interact. Clarify whether both are integrated or used separately in this study’s conceptualization.

The paragraph “The psychosocial consequences of economic instability are further magnified by structural inequities...” is informative but reads as a general literature review. Consider synthesizing the literature into a conceptual argument explaining why hierarchical ranking of stressors is an innovative contribution.

In “To determine the ranking of stressors and coping hierarchies, Friedman’s test was applied...”, please include assumptions verification and clarify whether normality or ordinal consistency was checked before applying non-parametric tests.

Table 1 lists detailed concepts and subcategories effectively, but it could be improved by including frequency counts or coding density for each concept to show relative prominence of themes within the qualitative corpus.

In “The primacy of economic stressors in this ranking underscores the role of macroeconomic volatility...”, strengthen theoretical depth by explicitly linking results to the Family Stress Model’s mediating pathways (economic pressure → emotional distress → relational conflict).

Response: Revised and uploaded the manuscript.

## 1.2. Reviewer 2

Reviewer:

Near the end of the introduction, the authors state “Yet, despite these adaptive capacities, many families experience cumulative stress over time...”. This could be strengthened by explicitly stating the research gap—how previous studies failed to rank coping hierarchies quantitatively or lacked integration of emotional and financial dimensions.

The final line “The present study aims to identify, prioritize, and rank the main stressors...” is clear but should also mention the geographical focus (Iraq) and mixed-method rationale (qualitative-to-quantitative sequence) to close the introduction cohesively.

In “A structured questionnaire was developed based on the themes extracted...”, include validity and reliability information—e.g., expert validation, pilot testing, or Cronbach’s alpha—to substantiate the instrument’s psychometric rigor.

The sentence “Codes were refined through multiple iterations, and inter-coder reliability was ensured through peer debriefing and expert validation.” should indicate the actual inter-coder agreement coefficient (e.g., Cohen’s  $\kappa$ ) or describe the peer review process to meet qualitative reporting standards.

The paragraph “The results indicated statistically significant variation ( $\chi^2 = 112.47, p < 0.001$ )....” could benefit from a brief interpretation of Kendall’s W magnitude (e.g., “indicating strong consensus”) and inclusion of mean rank differences in the narrative for clarity.

The description under “Figure 1: Ranking of Family Stressors and Coping Hierarchies” lacks an explicit visual interpretation. Provide a short explanatory sentence linking the graph’s visual pattern to theoretical meaning (e.g., how economic and emotional domains dominate).

Response: Revised and uploaded the manuscript.

## 2. Revised

Editor’s decision after revisions: Accepted.

Editor in Chief’s decision: Accepted.